

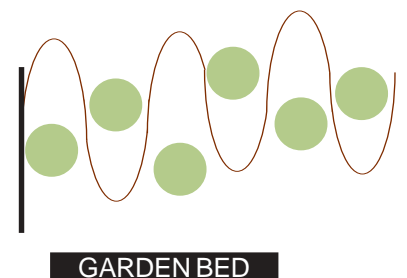
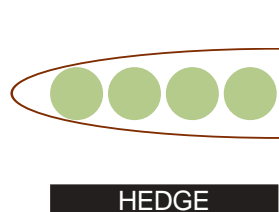


## CONVERTING FROM SPRAY TO MINISCAPE

1. Remove old spray tube at the main from the poly pipe.
2. Carefully insert a 5mm take off adaptor into the hole and attach the Miniscape line. 
3. The Miniscape must be flushed with water to purge out any debris that may have entered during installation.
4. Crimp the end using a piece of 13mm poly pipe, or insert end back into the poly line with a take-off adaptor creating a loop. If using this loop technique your run length can be doubled. The poly sleeve is easily slid back to enable you to periodically flush out your system.



5. The use of pipe stakes every 2 metres will ensure that Miniscape will remain in place.
6. For spacings please refer Miniscape Installation Information.



Recommended layouts.